



Republic of the Philippines
Department of Education
REGION III
SCHOOLS DIVISION OFFICE OF PAMPANGA

November 22, 2023

DIVISION MEMORANDUM

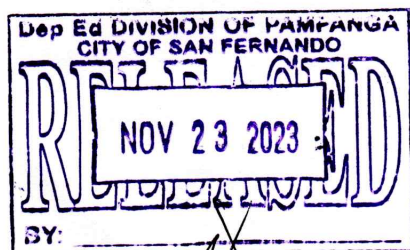
No. **610**, s. 2023

CALL FOR PARTICIPANTS TO THE CYBERSECURITY AND FUTURE-READY SKILLS IN MINDECREAFTE EDUCATION PROGRAM

To: Chief Education Supervisors
Education Program Supervisors
Public Schools District Supervisors
Public and Elementary Secondary School Heads

1. Relative to OUOPS No. 2023-03-10755 titled "Call for Participants to the Cybersecurity and Future-ready Skills in Minecraft Education Program," this Office, through the SGOD – Learner Formation Unit, encourages all learners to participate in the Cybersecurity and Future-ready Skills in Minecraft Education program.
2. There will be a General Orientation on **November 25, 2023** from 10:00 AM to 11:30 AM via Microsoft Teams. The meeting link is <https://bit.ly/MinecraftOrientationPH>.
3. Please refer to the enclosed Memorandum for more details about the program (Annex A).
4. All accomplished parental consents of the learner-participants shall be submitted to the Division Learner Formation Coordinator.
5. For more information or any concerns, please contact Rachel Camille R. Lacanlale, DLFC, via email at rachelcamille.lacanlale@deped.gov.ph.
6. Wide and immediate dissemination of this Memorandum is earnestly desired.

000000023746



ROMEO M. ALIP, PhD, CESO V
Schools Division Superintendent



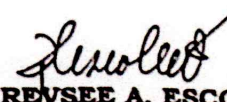
Address: High School Blvd., Brgy. Lourdes, City of San Fernando (P)
Telephone No.: (045) 435-2728; (045) 435-7404
Email Address: pampanga@deped.gov.ph
Website: www.depedpampanga.ph





Republic of the Philippines
Department of Education
OPERATIONS

OUOPS No. 2023-03 - 1075
MEMORANDUM

FOR : Minister, Basic, Higher, and Technical Education, BARMM
Regional Directors
Regional and Division Youth Formation Coordinators
Schools Division Superintendents
All Others Concerned

FROM : 
Atty. REVSEE A. ESCOBEDO
Undersecretary for Operations


Dr. DEXTER A. GALBAN
Assistant Secretary for Operations


NENNETH ESPLANA-ALAMA, PhD
Director IV
Bureau of Learner Support Services

SUBJECT : CALL FOR PARTICIPANTS TO THE CYBERSECURITY AND
FUTURE-READY SKILLS IN MINECRAFT EDUCATION
PROGRAM

DATE : November 10, 2023

The Office of the Undersecretary for Operations (OUOPS), through the Office of the Assistant Secretary for Operations (OASOPS) and the Bureau of Learner Support Services-Learner Formation Division (BLSS-LFD), *transitioning from Youth Formation Division*, hereby encourages all learners to participate in the **Cybersecurity and Future-ready Skills in Minecraft Education Program** which will be launched on **Saturday, November 25, 2023 at 10:00 a.m. - 11:30 a.m. via Microsoft Teams Live Event.**

In partnership with Microsoft Philippines and their Global Training Partner, *Line Learning and Development Solutions*, this program aims to:

- a. develop learners' digital literacy, creativity, and innovation skills aligned with the national curriculum framework for ICT education;

LED MGM/11102023



Ground Floor, Rizal Building, DepEd Complex, Meralco Avenue Pasig City 1600
Email: oure@deped.gov.ph; Website: www.deped.gov.ph
Tel. No.: (02) 8633-5313; (02) 8631-8492

- b. support one of the goals of the National Cybersecurity Plan 2022 in developing a cyber-resilient society;
- c. enhance learners' interest and motivation in STEM fields, especially in computer science and engineering, which are in high demand in the global market; and
- d. foster collaboration and communication skills among learners, teachers, school leaders, and parents, as they work together to solve cybersecurity challenges in Minecraft.

In this regard, the OUOPS hereby requests all regional offices, division offices, and elementary and secondary schools, through their respective Youth Formation Coordinators (YFCs) and School Heads to encourage as many learners as possible to participate in the said program. For more details about the program, the **Frequently Asked Questions (FAQs)** can be found at **Annex A** or via <https://bit.ly/MEPHFAQ>.

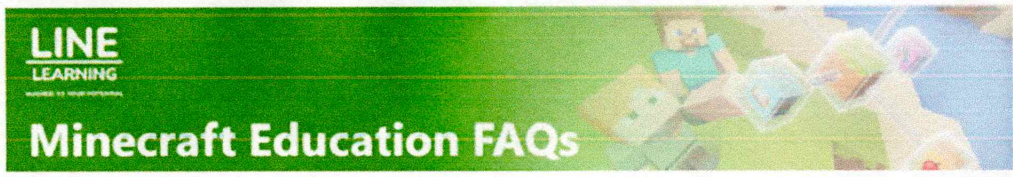
Moreover, it is requested that technical assistance and support be provided to all interested learners the following:

- a. attend the **General Orientation** on **Saturday, November 25, 2023** at **10:00 –11:30 a.m.** via **Microsoft Teams** (<https://bit.ly/MinecraftOrientationPH>);
- b. like and follow the official Facebook page of the program (*Minecraft Edu Live - Philippines*) to be used for the live lessons and announcements (<https://bit.ly/MinecraftEduLivePH>); and
- c. submit an accomplished **Parental Consent and Waiver Form (Annex B)** to their respective Schools Division Offices.

For inquiries and concerns, please contact Mr. Rovin James F. Canja, Project Development Officer IV, Officer-in-Charge of the BLSS-LFD at email blss.lfd@deped.gov.ph or at telephone number 8637-9814.

Immediate dissemination of this Memorandum is desired.

Annex A.



Contents


User Checklist.....	2
Frequently Asked Questions (FAQ).....	3
How can I get my Office 365 Account and access to Minecraft Education?	3
I'm using a Windows laptop, where can I get Minecraft Education?	3
Can I install Minecraft Education on Apple products?.....	3
Can I install Minecraft Education on Google products?	3
Can I install Minecraft Education on my Phone?	3
Will my device be able to run Minecraft Education?.....	3
Installation for Minecraft Education (Windows)	4
Installation for Minecraft Education (macOS)	5
Installation for Minecraft Education in iOS.....	7
Installing Minecraft Education on Chromebooks and Android	8

Minecraft Education FAQs

User Checklist

1. **A working device.**

- a. **A Windows 10 or Windows 11 device** with the latest update, preferably version 2004 for Windows 10. To check for your windows version, go to your Settings> System> About. If you will see a lower version, please go to Update and Security to Download the latest update.



- b. **MacBook, iPad, or iPhone.** Minecraft can be installed on Mac OS Big Sur 11 or higher version and iOS 11 or higher version.
- c. **Chromebook or Android Phone.** Minecraft can be installed on Chrome OS 83 or higher version and Android 8 mobiles OS or higher version.

2. **A stable internet connection** of at least 1-2 mbps. (During online collaboration)

3. **An active Office 365 A3 Faculty/ Student account** is required to access Minecraft Education Edition. Please coordinate with your school ICT coordinator to get your Office 365 accounts

4. **Open a web browser:** (Microsoft Edge, Google Chrome, Mozilla Firefox or Safari)

5. **Install Minecraft Education** in your computer. You may download the installer at bit.ly/MEEDOWNLOAD

- To check if your computer is optimized for Minecraft please click the following [LINK](#)



- Install classroom mode for Minecraft Education Edition from the following [LINK](#)

6. **Make sure you have license** for the following:

- Microsoft 365 A3
- Minecraft Education

To check please head to the following link <https://portal.office.com/account/?ref=MeControl#subscriptions>

Minecraft Education FAQs

Frequently Asked Questions (FAQ)

How can I get my Office 365 Account and access to Minecraft Education?

For teachers, please coordinate with your school IT department or ICT Coordinators to get your accounts. For students, please connect with your teachers so they can request your accounts.

I'm using a Windows laptop, where can I get Minecraft Education?

You may download Minecraft on the following link <https://aka.ms/downloadmee>

Can I install Minecraft Education on Apple products?

Yes, Minecraft is available on Mac and iPad. You may download the installer from the following link

Mac OS - <https://aka.ms/meeclientmacos>

iPad - <https://aka.ms/meeiosdownload>

Can I install Minecraft Education on Google products?

Yes, Minecraft is available in Chromebooks and Android. You may get Minecraft Education edition on the following links.

Chromebook or Android Phone - <https://aka.ms/mee-chromebook-download>

Can I install Minecraft Education on my Phone?

Yes, Minecraft Education is available on iOS and Android phones. You may download it using the following links.

iPhone - <https://aka.ms/meeiosdownload>

Android Phone - <https://aka.ms/mee-chromebook-download>

Will my device be able to run Minecraft Education?

For you to install and pay Minecraft Education, below are the technical requirements.

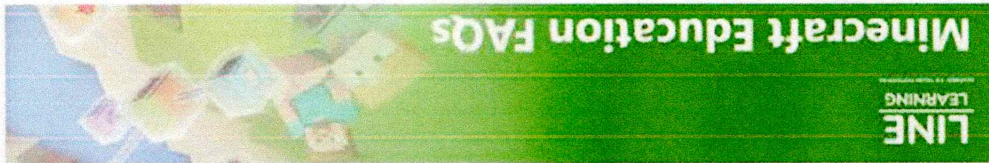
Hardware requirements:

- CPU: Intel Core i3-3210 3.2 GHz / AMD A8-7600 APU 3.1 GHz or equivalent
- RAM: 2GB
- GPU (Integrated): Intel HD Graphics 4000 (Ivy Bridge) or AMD Radeon R5 series (Kaveri line) with OpenGL 4.4
- GPU (Discrete): Nvidia GeForce 400 Series or AMD Radeon HD 7000 series with OpenGL 4.4
- HDD: At least 1GB for game core, maps and other files

Software Requirements:

Device	Minimum supported OS*
Chromebook	Chrome OS 83
Mac	Big Sur 11
PC	Windows 10
Android Phone / Tablet	Android 8
iPhone / iPad	iOS 11 / iPad OS 11

**Note: Minecraft Education should be able to run on the minimum supported operating systems, however, the experience will generally be better on the latest OS. Issues discovered that are specific to the minimum supported OS versions will not be prioritized.*




Installation for Minecraft Education (Windows)

1. Head to: <https://aka.ms/downloadme>



2. Click "Install"

3. Wait for the application to finish installing, and click Open



4. Upon completion the game will launch and ask for sign in credentials. Sign in with your Office 365 account to access the game



5. A successful sign on will bring you to the Minecraft Education start screen




SOURCE: [Windows Installation Guide – Minecraft Education](#)

Minecraft Education FAQs

Installation for Minecraft Education (macOS)

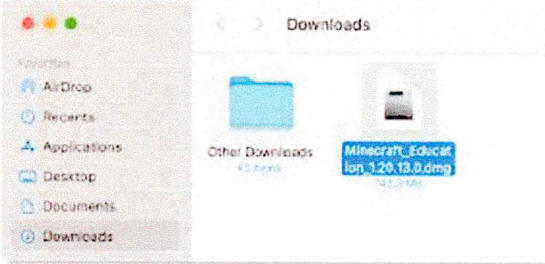
1. Access "System Preferences". To ensure that your macOS device is ready to install software from known developers, go to the "Settings" window from the dock, click "Security and Privacy", then make sure the "Allow apps downloaded from:" field is set to "App Store and identified developers". If this section is grayed out, then it must be changed by the device admin.



2. Head to <https://aka.ms/meedlientmacos>
3. Wait for the file to be downloaded.



4. Select Minecraft Education from the Downloads folder.




Minecraft Education FAQs

5. Install by dragging the Minecraft Education application to Applications Folder




6. Open the Applications folder look for Minecraft Education.



7. Sign in with your Office 365 account to access the game.



8. Launch / Open Minecraft Education

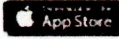


SOURCE: [Installation for Minecraft Education \(macOS\) - Minecraft Education Support](#)

Minecraft Education FAQs

Installation for Minecraft Education in iOS

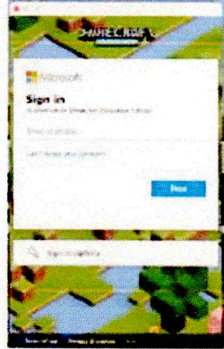
- iPad and iPhone



- Open your Apple App Store.
- Search for Minecraft Education Edition
- Tap install.



- Log-in with your Office 365 account to play Minecraft.



Minecraft Education FAQs

Installing Minecraft Education on Chromebooks and Android

Minecraft Education is available for download in both the managed Google Play Store and the consumer Google Play Store.

Managed Play Store:

The managed Play Store allows an administrator of a domain to have control over which applications are enabled and how they are installed. To install Minecraft Education for managed Chromebook users, the administrator will need to enable managed Google Play, Android apps and Minecraft Education for the users. To enable the managed Play Store and Minecraft Education, please follow Google's instructions here:

- [Guidelines for deploying Android apps on Chromebooks](#)
- [Deploy Android Apps to managed Chromebook users](#)
- [Manage App Updates](#)

Unmanaged (Consumer) Play Store:

To install Minecraft Education as an unmanaged user (for example, if you sign into your device with a personal Gmail account), you will need to log in to a device that supports the Google Play Store. You can install the application from the Play Store by following Google's directions here:

- [Get Android apps from the Google Play Store](#)

Considerations for Shared Devices

There are a couple of additional considerations to be aware of if the Chromebooks are shared between multiple students:

- **World Storage:** In Minecraft Education, worlds are stored locally on the device. If students frequently change devices or if accounts are removed when the student signs out, we strongly suggest [exporting worlds](#) and saving them to cloud storage or removable storage before signing off of the device.
- **Installation/Hard Drive Usage:** Chromebooks keep applications separated for each user, which means each account on the device will install Minecraft Education independently. You will need to **plan for 350 - 500 MB per user** (250 MB for the app + space for worlds for each user) sharing the device. The managed Play Store does keep an application download cache that is shared across all users on a device to expedite installation meaning **bandwidth to download the application should be once per device** for users within the same domain.

Device Requirements

There are a few technical requirements for using Minecraft Education on a Chromebook.

- OS: Chrome OS Version 83 or newer
- Hard Drive: ~500 MB space free per account sharing the device (1 GB recommend).
- RAM: 4 GB of RAM is recommended
- CPU: Processors with lower technical specifications may experience performance issues. We recommend closing all other applications while using Minecraft on these devices.
- Play Store: The Play Store & Android apps will need to be enabled. All 2019 or newer Chromebooks support the Play Store. For 2018 or earlier devices you can see Google support here: [Chrome OS Systems Supporting Android Apps](#). Note: Not all devices that support Android apps are compatible with Minecraft Education.
- **Ephemeral Mode:** Not supported. Since all user data is deleted on device sign out, both Minecraft and the worlds will be deleted on each sign out.

Minecraft Education FAQs

- Kiosk Mode: Not supported. Google will be removing support for Android apps on Kiosk Mode in 2021, so we do not plan on adding support for it at this time.
- Input Devices: Mouse, track pad and touch are fully supported.

Additional details on technical requirements and guidance for all platforms can be found here: [Supported platforms for Minecraft Education](#)

SOURCE: [Chromebook Support – Minecraft Education](#)

Minecraft Education FAQs

Installation for Minecraft Education in Android

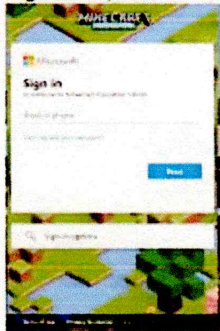
- iPad and iPhone



- Open your Google Play Store.
- Search for Minecraft Education
- Tap install.



- Log-in with your Office 365 account to play Minecraft.



Annex B.

PARENTAL CONSENT AND WAIVER FORM

This form confirms that I agree to allow the participation of my son/daughter in the **Cybersecurity and Future-Ready Skills in Minecraft Education Program**. This is to confirm that I give full permission in any recording that may be done during the conduct of this program and to use some or all their image/contribution/performance in any publication (including electronic publications such as film or website) created by or for the Learner Formation Division and to release this material to Microsoft Philippines, Line Learning and Development Solutions and DepEd Official platforms.

I hereby confirm that I agree and understand the commitment of my son/daughter as a participant of the program. I also understand and will support my son/daughter's endeavor to meet the expectations, guidelines, and responsibilities to his/her fellow learners and to the Learner Formation Division (LFD).

CONTACT DETAILS FOR QUESTIONS OR PROBLEMS

For any concerns or clarification, you may contact the Bureau of Learner Support Services–Learner Formation Division (BLSS–LFD) through the email address at blss.lfd@deped.gov.ph.

_____ Signature of Parent/Guardian over Printed Name	_____ Contact Details (Mobile Number)
_____ Name of Learner	_____ Date

** Please submit this form to your Division Youth Formation Coordinator (YFC) prior to the participation on the event.*