



Republic of the Philippines  
**Department of Education**  
 REGION III  
**SCHOOLS DIVISION OFFICE OF PAMPANGA**

July 2, 2024

DIVISION MEMORANDUM

No. 390, s. 2024

**DIVISION IMPLEMENTATION OF  
 LEARNER RIGHTS AND PROTECTION (LRP) ON WHEELS 2024**

To: Assistant Schools Division Superintendents  
 Chief Education Supervisors  
 Education Program Supervisors  
 Public Schools District Supervisors  
 Public and Private School Heads  
 All Others Concerned

1. Pursuant to Regional Memorandum No. 452, s.2024, titled "*National Implementation of Learner Rights and Protection (LRP) On Wheels 2024*," this Office, through the School Governance and Operations Division, hereby directs all Public Schools both elementary and secondary to implement the activity.
2. The Learner Rights and Protection on Wheels aims to bring educational rights awareness and protection services to create a safer and more inclusive learning environment for all learners in line with DepEd's zero-tolerance policy for any act of learner abuse.
3. Relative to this, all public schools are requested to integrate the Learner Rights and Protection (LRP) On Wheels (tricycle or tribike) during their respective School Brigada Eskwela Kick-Off. The tarpaulin design for the LRP on Wheels can be accessed through this link: <https://tinyurl.com/LW-TARP>. The recommended size is 3ft x 4ft.
4. Meanwhile, both public and private schools are encouraged to put up roll-up banners in the entrance of the school or conspicuous area in the school. The roll-up banner design can be accessed via these links: <https://tinyurl.com/LRPDESKDESIGN> and <https://tinyurl.com/MH-Tarp-Design>.
5. In addition, the following topics and activities are recommended during the classroom-based orientation.

Topics:

- 4.1 How to spot the "Red Flags" of bullying;
- 4.2 Anti-OSAEC and Anti-CSAEM: Safer Internet Practices for Learners; and
- 4.3 Empowering Learners to Report Learner Rights and Protection (LRP) Abuse Cases to Learners Helpline and Other Support Service.



Republic of the Philippines  
**Department of Education**  
REGION III  
**SCHOOLS DIVISION OFFICE OF PAMPANGA**

---

Activities:

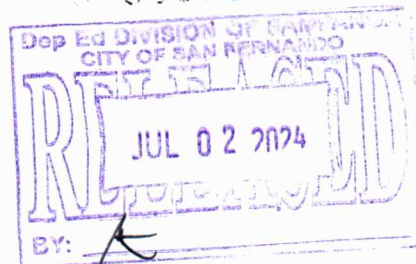
- 5.4 Interactive and Panel Discussion on Child's Basic Rights;
- 5.5 Art-based activities;
- 5.6 Role Play; and
- 5.7 Simulations

6. Further, all schools are requested to upload pictures showcasing the conduct of the aforementioned activities on or before July 31, 2024 on the link below:

**<https://tinyurl.com/LRP-Wheels-Pictures>**


7. Select pictures will be shared on the official Facebook page of the Division Youth Formation Section: DepEd Tayo Youth Formation Pampanga.
8. Attached herewith is the Regional Memorandum No.452, s. 2024 for further instructions.
9. For more information or any concerns, please contact Chesca Marie Soliman, Division Learner Rights and Protection Coordinator, via email at [chescamarie.soliman@deped.gov.ph](mailto:chescamarie.soliman@deped.gov.ph) or by phone at (045) 961 5262.
10. Wide and immediate dissemination of this Memorandum is earnestly desired.

**ROMEO M. ALIP, PhD, CESO V**  
*Schools Division Superintendent*





Republic of the Philippines  
**Department of Education**  
REGION III-CENTRAL LUZON



REGIONAL MEMORANDUM  
No. 452 s. 2024

**NATIONAL IMPLEMENTATION OF LEARNER RIGHTS AND PROTECTION (LRP)  
ON WHEELS 2024**

To : Schools Division Superintendents  
Chiefs, School Governance & Operations Division (SGOD)  
Division Learner Rights and Protection Coordinators  
All Others Concerned

1. Pursuant to the DepEd Order No. 3 s. 2021, the Learner Rights and Protection Office (LRPO) serves as the lead office of the Department in formulating policies, planning, implementing, coordinating and monitoring projects, programs and activities concerning all matters pertaining to the rights of the learners in basic education.
2. Guided with the MATATAG framework, **Take** good care of learners by promoting learner well-being, inclusive education, and a positive learning environment. The Learner Rights and Protection Office (LRPO) will launch the **"Learner Rights and Protection on Wheels"** on July 29, 2024 alongside with the opening of classes as part of its mandate and commitment to ensure the protection and upholding of the rights of learners nationwide.
3. The activity aims to bring educational rights awareness and protection services to create a safer and more inclusive learning environment for all learners in line with DepEd's zero-tolerance policy for any act of learner abuse, exploitation, violence, discrimination, bullying, and other forms of abuse, and emphasizes the importance of LRP in Schools.
4. Relative to this activity, all schools both public and private are requested to put up roll-up banners in the entrance of the school or conspicuous area in the school. The roll-up banner design can be accessed via these links: <https://tinvurl.com/LRPDESKDESIGN> and <https://tinvurl.com/MH-Tarp-Design>.
5. In addition, to advocate, create awareness, build knowledge and capacity learners to their rights in basic education the following topics and activities are recommended during the classroom-based orientation.

*Topics*

- 5.1 How to spot the "Red Flags" of bullying;
- 5.2 Anti-OSAEC and Anti-CSAEM: Safer Internet Practices for Learners; and
- 5.3 Empowering Learners to Report Learner Rights and Protection (LRP) Abuse Cases to Learners Helpline and Other Support Service.



Address: Matalino St. D.M. Government Center, Maimpis,  
City of San Fernando (P)

Telephone Number: (045) 598-8580 to 89

Email Address: [region3@deped.gov.ph](mailto:region3@deped.gov.ph)

Website: <https://region3.deped.gov.ph/>



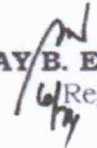
Certificate No. PNP 0265  
24 93 9101



Republic of the Philippines  
**Department of Education**  
REGION III-CENTRAL LUZON

*Activities*

- 5.4 Interactive and Panel Discussion on Child's Basic Rights
  - 5.5 Art-based activities; and
  - 5.6 Role play
  - 5.7 Simulations
6. All Schools Division Offices (SDOs) and public Schools are encouraged to integrate "Learner Rights and Protection (LRP) on Wheels (tricycle or tribike) during their respective Division/School Brigada Eskwela Kick-Off. The tarpaulin design for LRP on Wheels can be accessed through this link: <https://tinyurl.com/LW-TARP>. The recommended size is 3ft x 4ft. Further, the Division LRP Focal Person shall also distribute to select schools the Social Behavioral Change (SBC) Materials provided by the Regional Office to the SDOs.
7. Further, this Office through the Education Support Services Division (ESSD) will conduct a virtual coordination meeting to discuss the implementation of LRP on Wheels on July 05, 2024 at 9:00 am via this link: <https://tinyurl.com/LRP-Wheels-meeting>.
8. The expected participants are the Division LRP Focal Persons and encouraged to login 10 minutes before the scheduled meeting time.
9. For inquiries and clarifications, you may directly communicate to Dr. Ginno Jhep A. Pacquing, Project Development Officer IV at [ginnojhep.pacquing@deped.gov.ph](mailto:ginnojhep.pacquing@deped.gov.ph)

  
**MAY B. ECLAR, PhD, CESO III**  
Regional Director

Encl.: Roll-up Banner and LRP on Wheels Design

References: OM\_OUOPS-2024

To be indicated in the Perpetual Index  
under the following subjects:

LRP ON WHEELS

ESSD 1/spp1  
June 25, 2024



To send feedback  
regarding any of  
our services,  
kindly scan the  
QR Code.



**Address:** Matalino St. D.M. Government Center, Maimpis,  
City of San Fernando (P)

**Telephone Number:** (045) 598-8580 to 89

**Email Address:** [region3@deped.gov.ph](mailto:region3@deped.gov.ph)


**Website:** <https://region3.deped.gov.ph/>



Certificate No. PNP QMS  
24 93 0181

## ANNEX C

### Proposed Tarpaulin Design



#### Recommended Size: Standard

To ensure a consistent message across all Regions regarding the Learner Rights and Protection on Wheels program, the LRPO recommends using the provided tarpaulin design.

Please follow these instructions:

1. Access the tarpaulin design using the following link: <https://tinyurl.com/LW-TARP>. You will be redirected to a Canva link.
2. Once accessed, please "make a copy" of the file. Do not duplicate the design on the same link.
3. Insert the Regional or Division logo in the upper right corner where it says "insert logo here," and then delete this placeholder text.
4. Edit the text below the Learner Rights and Protection on Wheels text to include the specific school and date.

## ANNEX D

### Roll-up Banner Design

The following roll-up banner design can also be used for the LRP on Wheels program. You may access the links here:

- <https://tinyurl.com/LRPDESKDESIGN>
- <https://tinyurl.com/MH-Tarp-Design>

Please make a copy of the file. Ensure that the designs are not duplicated on the same link.

Thank you for your understanding and cooperation.



Nothing follows

LRPO/MPDA/RCM